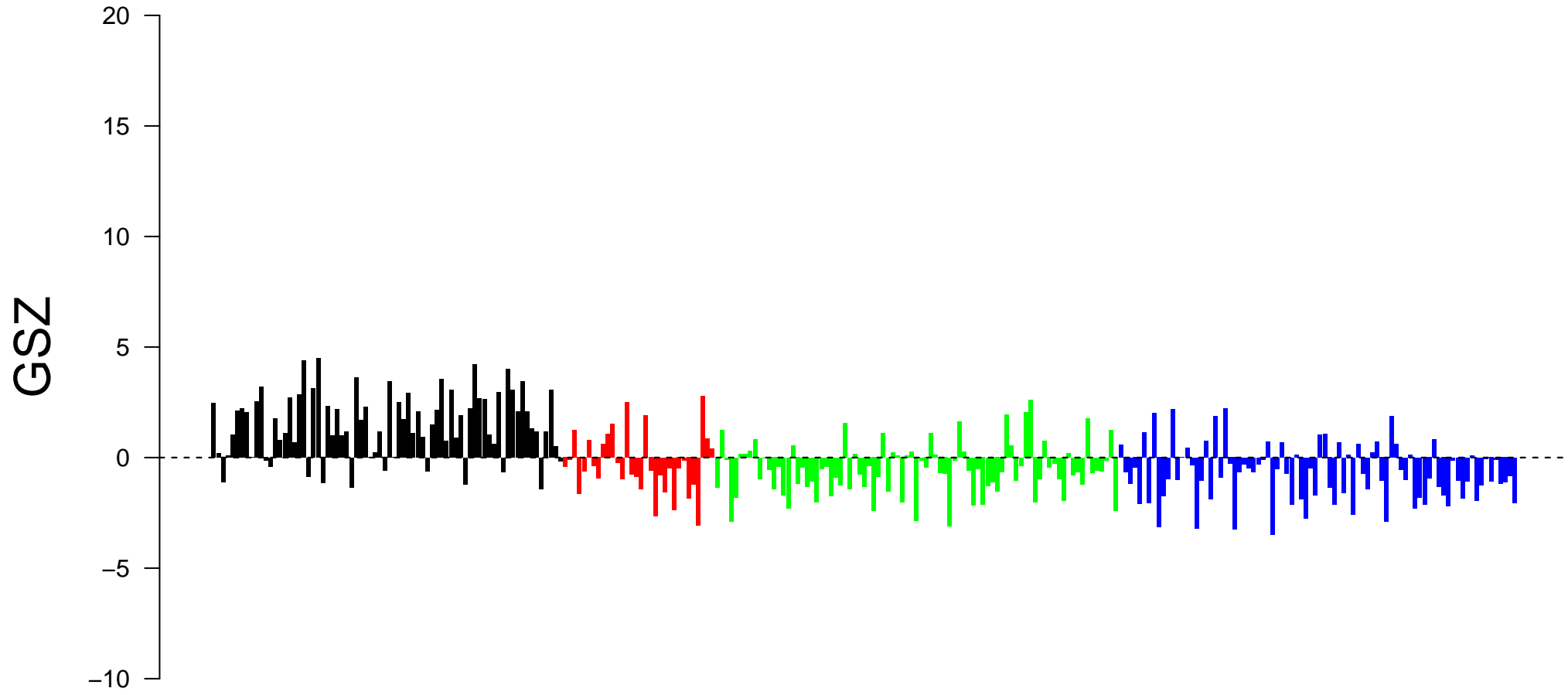
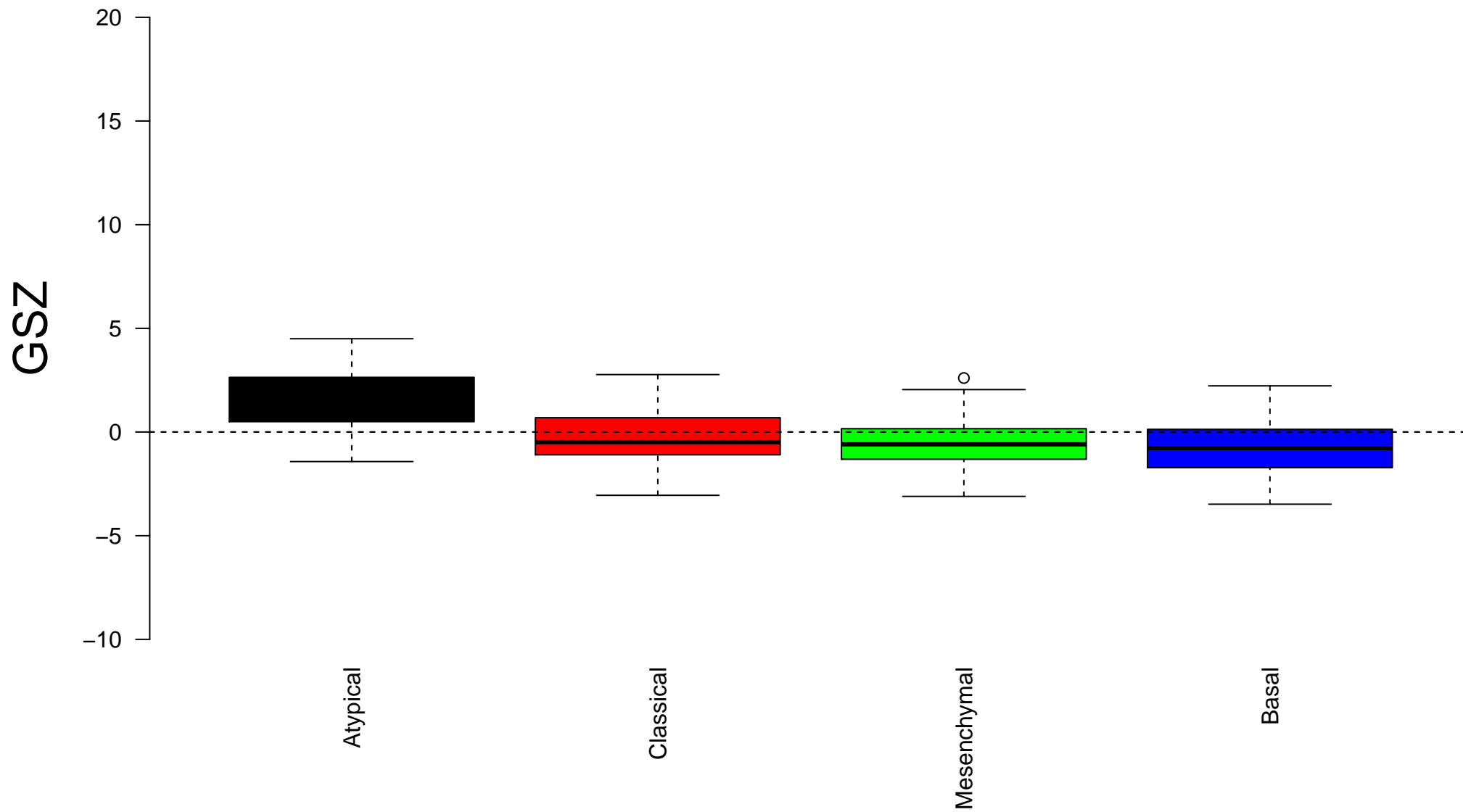


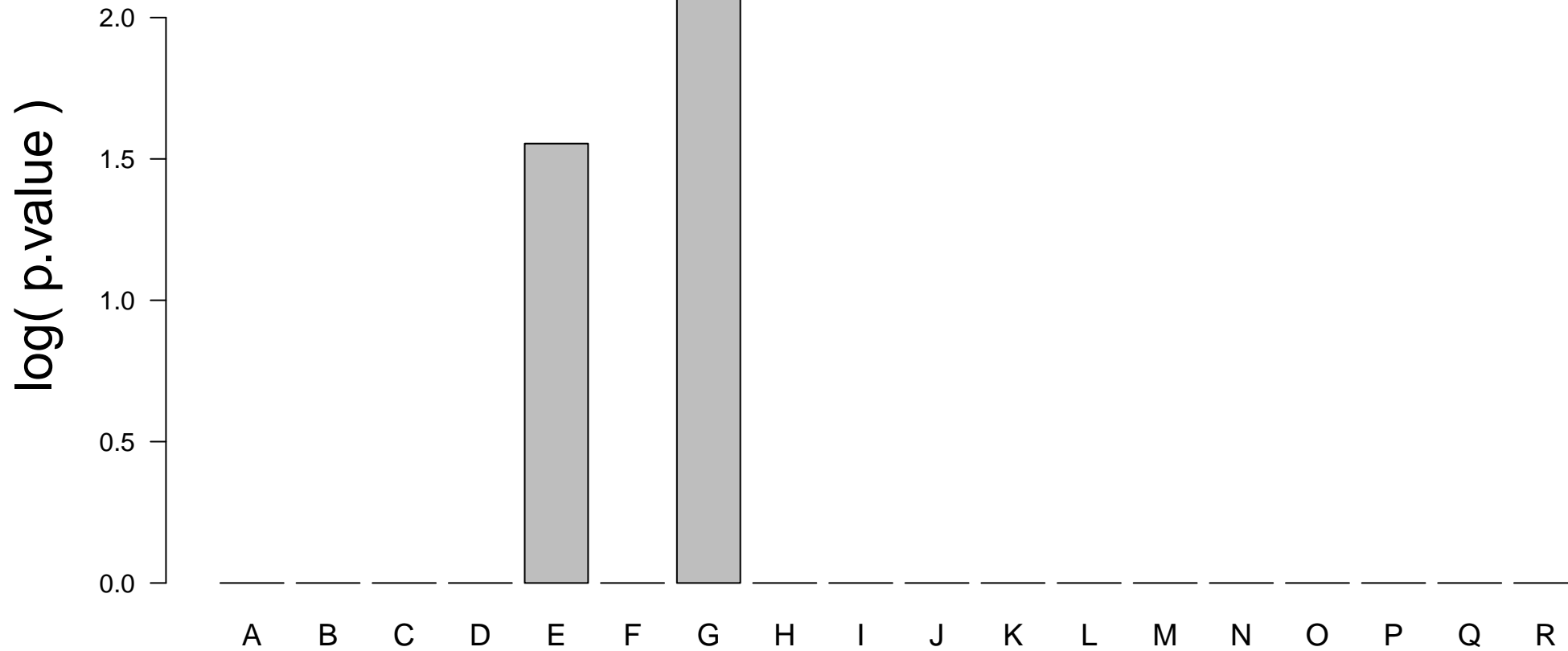
IIZUKA_LIVER_CANCER_PROGRESSION_G2_G3_DN




IIZUKA_LIVER_CANCER_PROGRESSION_G2_G3_DN




Enrichment in spots: IIZUKA_LIVER_CANCER_PROGRESSION_G2_G3_DN




Expression of IIZUKA_LIVER_CANCER_PROGRESSION_G2_G3_DN in Spot A




Expression of IIZUKA_LIVER_CANCER_PROGRESSION_G2_G3_DN in Spot B



Expression of IIZUKA_LIVER_CANCER_PROGRESSION_G2_G3_DN in Spot C




Expression of IIZUKA_LIVER_CANCER_PROGRESSION_G2_G3_DN in Spot D





Expression of IIZUKA_LIVER_CANCER_PROGRESSION_G2_G3_DN in Spot E

Δe

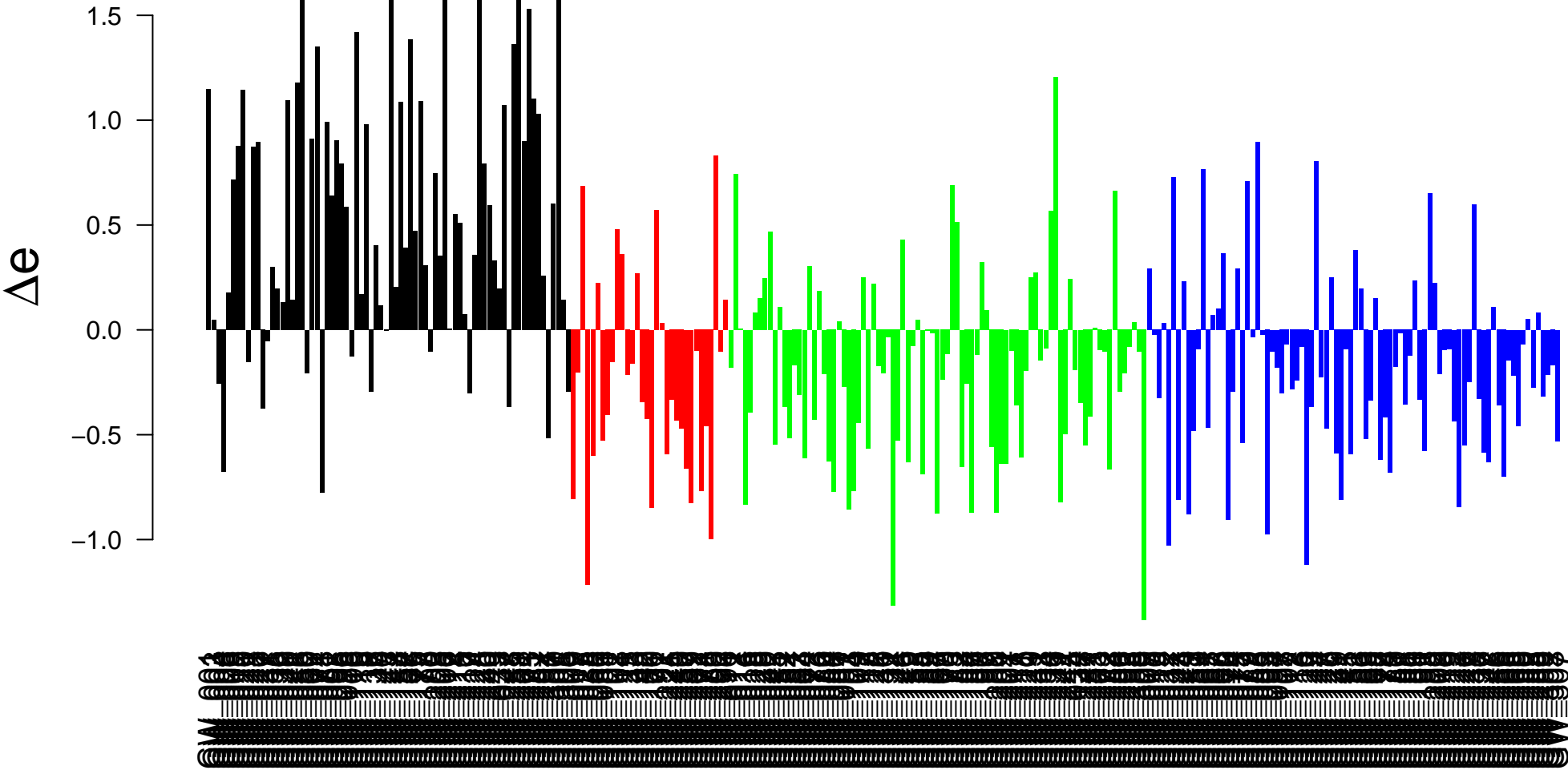


Expression of IIZUKA_LIVER_CANCER_PROGRESSION_G2_G3_DN in Spot F


Δe



Expression of IIZUKA_LIVER_CANCER_PROGRESSION_G2_G3_DN in Spot G



Expression of IIZUKA_LIVER_CANCER_PROGRESSION_G2_G3_DN in Spot H



Expression of IIZUKA_LIVER_CANCER_PROGRESSION_G2_G3_DN in Spot I

Δe

1.5


1.0

0.5


0.0

-0.5


-1.0




Expression of IIZUKA_LIVER_CANCER_PROGRESSION_G2_G3_DN in Spot J




Expression of IIZUKA_LIVER_CANCER_PROGRESSION_G2_G3_DN in Spot K




Expression of IIZUKA_LIVER_CANCER_PROGRESSION_G2_G3_DN in Spot L




Expression of IIZUKA_LIVER_CANCER_PROGRESSION_G2_G3_DN in Spot M




Expression of IIZUKA_LIVER_CANCER_PROGRESSION_G2_G3_DN in Spot N




Expression of IIZUKA_LIVER_CANCER_PROGRESSION_G2_G3_DN in Spot O



Expression of IIZUKA_LIVER_CANCER_PROGRESSION_G2_G3_DN in Spot P



Expression of IIZUKA_LIVER_CANCER_PROGRESSION_G2_G3_DN in Spot Q



Expression of IIZUKA_LIVER_CANCER_PROGRESSION_G2_G3_DN in Spot R

